

Activity 1

Money talk

Complete the chart that follows with the words below:

credit – note – withdraw – cost-effective – save – lend – generous – voucher – debt – poor – prosperous – account statement – standing order – overdraft – coin – check – mean

Synonyms	Words	Antonyms
	cash	
	deposit	
	bank statement	
	lend	
	stingy	
	autopay	
	economical	
	wealthy	
	receipt	
	bill	
	overdrawn	
	home loan	

Activity 2

At an Art Museum

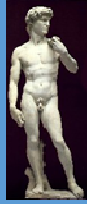
**Student
A**



**Student
B**

A: You are an art student. You are now visiting an art museum with a friend of yours. Talk to him/her about the different works of art that you see there.

Name: David
Artist:
Date:
Materials:




Name: Dancers in blue
Artist: Degas
Date: 1890
Materials: Oil Paints



Name: Sunflowers
Artist:
Date:
Materials:



Name: The Thinker
Artist: Rodin
Date: 1882
Materials: Bronze



Useful language:

- Ok. Look at ...
- Isn't it ...?
- Who was...by?
- When ...?
- What was it made of/from?

B: You are an art student. You are now visiting an art museum with a friend of yours. Talk to him/her about the different works of art that you see there.

Name: David
Artist: Michelangelo
Date: 1501-1504
Materials: Marble




Name: Dancers in blue
Artist:
Date:
Materials:



Name: Sunflowers
Artist: Van Gogh
Date: 1889
Materials: Oil



Name: The Thinker
Artist:
Date:
Materials:



Useful language:

- Ok. Look at ...
- Isn't it ...?
- Who was...by?
- When ...?
- What was it made of/from?

Activity 3

Worldwide Souvenirs – Part 1

Worldwide Souvenirs



First, match the words or phrases to the pictures
(on the next slide) that they describe

Australian boomerang – Mexican maracas – lace hand fan – Chinese clay teapot – Spanish Black hat With Red Bobble – Spanish shawl – African beaded bracelets – flamenco dancing shoes – Peruvian clay flutes – Mexican hat wood castanets – German cuckoo clock – Pointed toe Indian shoes Spanish shell hair comb – Murano glass earrings – Russian mamushka French wool beret – Argentine mate

Then, think of some compound adjectives to describe them.



Activity 4

Talking to a souvenir collector

Student
AStudent
B

Souvenir collector

You have traveled all over the world and have built a collection of pieces from the counties you've visited. Show each object to your friend and give him/her some information about it. Use the vocabulary in the previous exercise.

Useful Language:

- That's a.../Those are...
- ... look(s).../look(s) as though.../look(s) like...
- These were made in...by...
- world-famous/ beautifully designed/ admirably handcrafted
- vintage embroidered/hand-dyed/ light blue
- individually handcrafted/ leather-covered

Curious friend

Your friend has lived in many different countries and has a collection of exotic objects from all over the world. You are very curious about it.

Ask him/ her questions about each one of the pieces. Use the vocabulary in the previous exercise.

Useful Language:

- That/Those ...look(s).../ look(s) as though.../ look(s) like...
- Was /were ... made in/of...?
- When/where/How ...made?/ What...made of?
- world-famous/ beautifully designed/ admirably handcrafted